


# GCF AT A GLANCE PROJECT PORTFOLIO

as of 15 June 2020



GREEN  
CLIMATE  
FUND

## GCF PORTFOLIO TO DATE (USD)

**103** ✓  
Developing countries with approved projects

**128**  
Approved projects

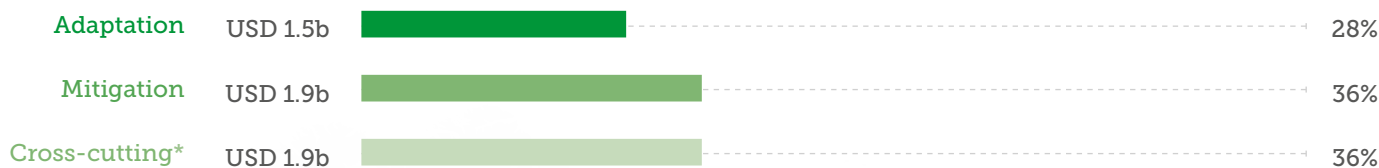
**5.3b**  
GCF funding approved  
13.6b  
Co-Financing  
18.9b  
Total value of approved projects

**102**  
Projects under implementation with 4.3b of GCF funding

**97**  
Accredited Entities  
45  
Direct Access (National)  
13  
Direct Access (Regional)  
39  
International Access

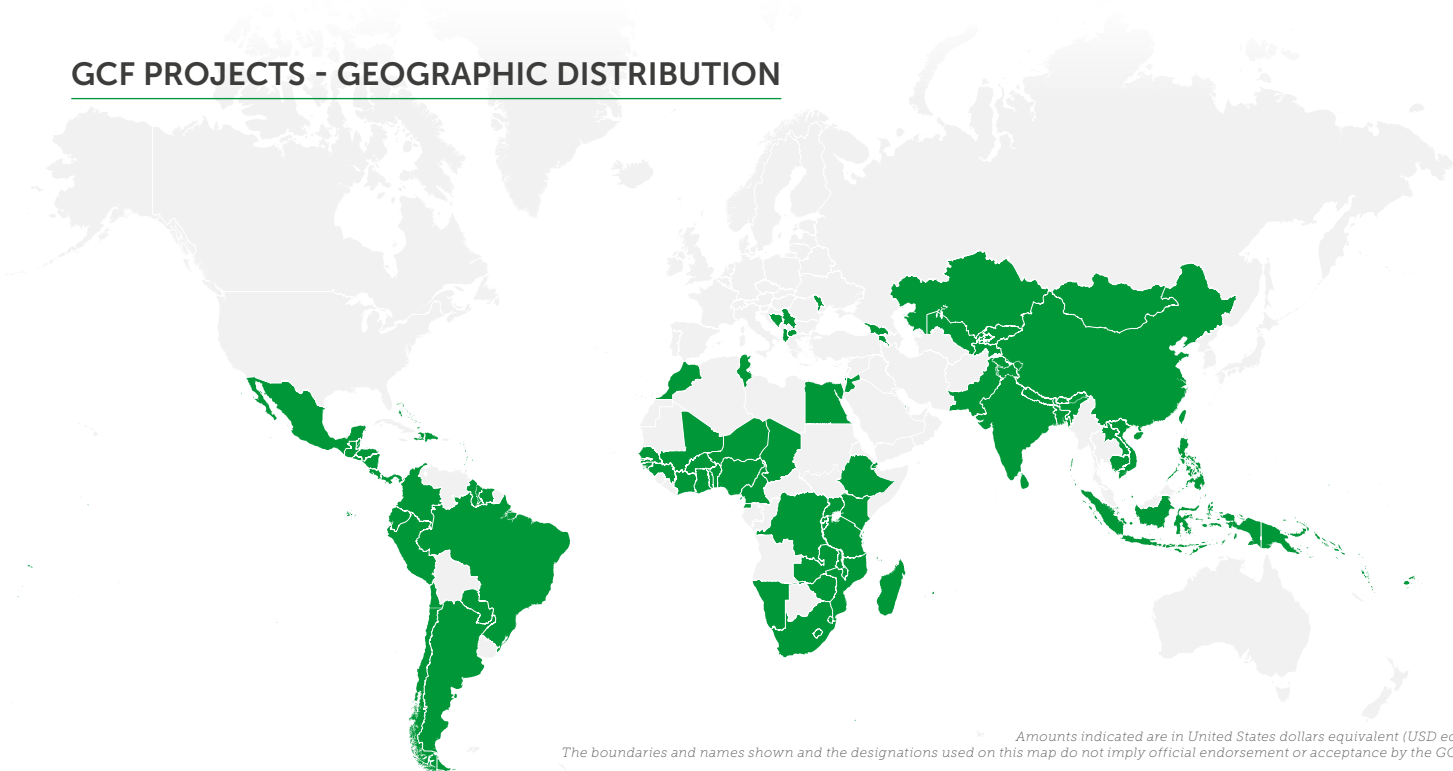
**1.128b**  
disbursed

## APPROVED PROJECTS VALUE BY THEME



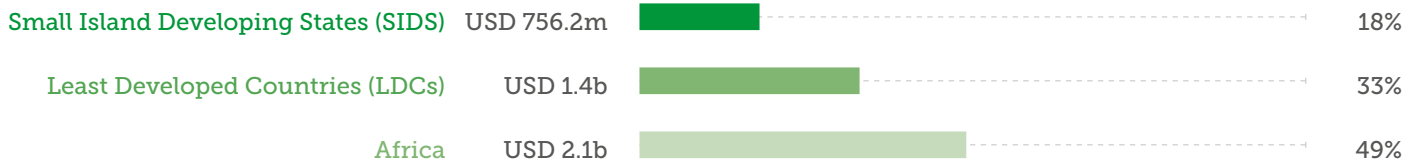
\*The impact of the intervention will, to some extent, both reduce future GHG emissions (to avoid climate change), as well as improve the resilience of an industry or community (to deal with climate change once it occurs)

## GCF PROJECTS - GEOGRAPHIC DISTRIBUTION

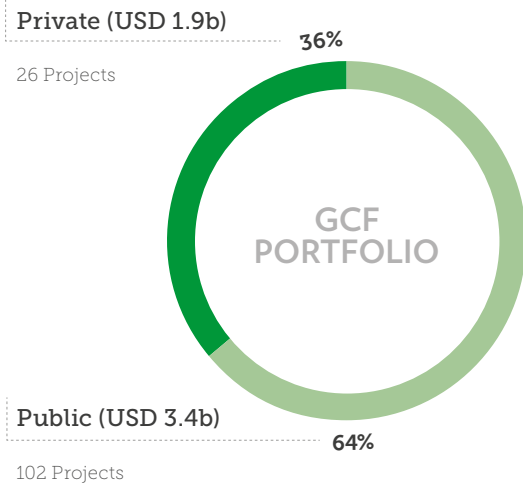


Amounts indicated are in United States dollars equivalent (USD eq.). The boundaries and names shown and the designations used on this map do not imply official endorsement or acceptance by the GCF.

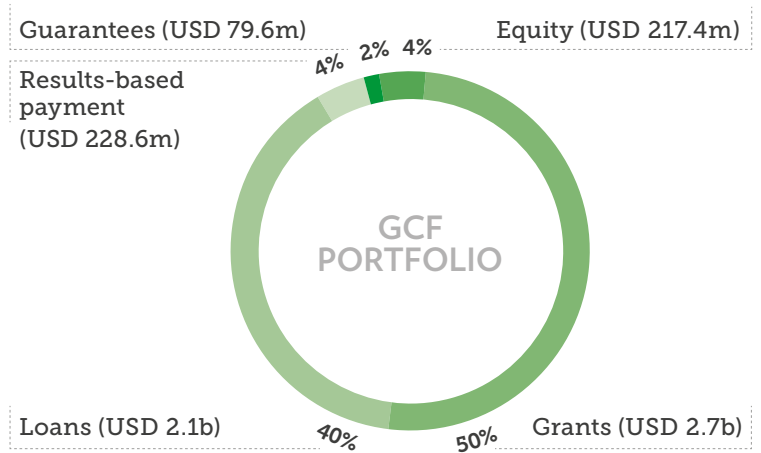
## APPROVED PROJECTS VALUE BY PRIORITY REGIONS



## FUNDING AMOUNT BY SECTOR



## GCF FUNDING BY FINANCIAL INSTRUMENTS



## READINESS AND PREPARATORY SUPPORT PROGRAMME (READINESS)

GCF funding approved	USD 250.5m
GCF funding for Readiness grants under implementation (and completed)	USD 233.7m
Countries targeted	138

GCF makes investments within **8 strategic result areas**, in line with country priorities.



Energy generation and access



Transport



Buildings, cities, industries and appliances



Forests and land use



Health, food and water security



Livelihoods of people and communities



Ecosystems and ecosystem services



Infrastructure and the built environment